

2 to 20 years: Girls
Cerebral palsy
GMFCS V, tube fed
Weight-for-age percentiles

NAME _____

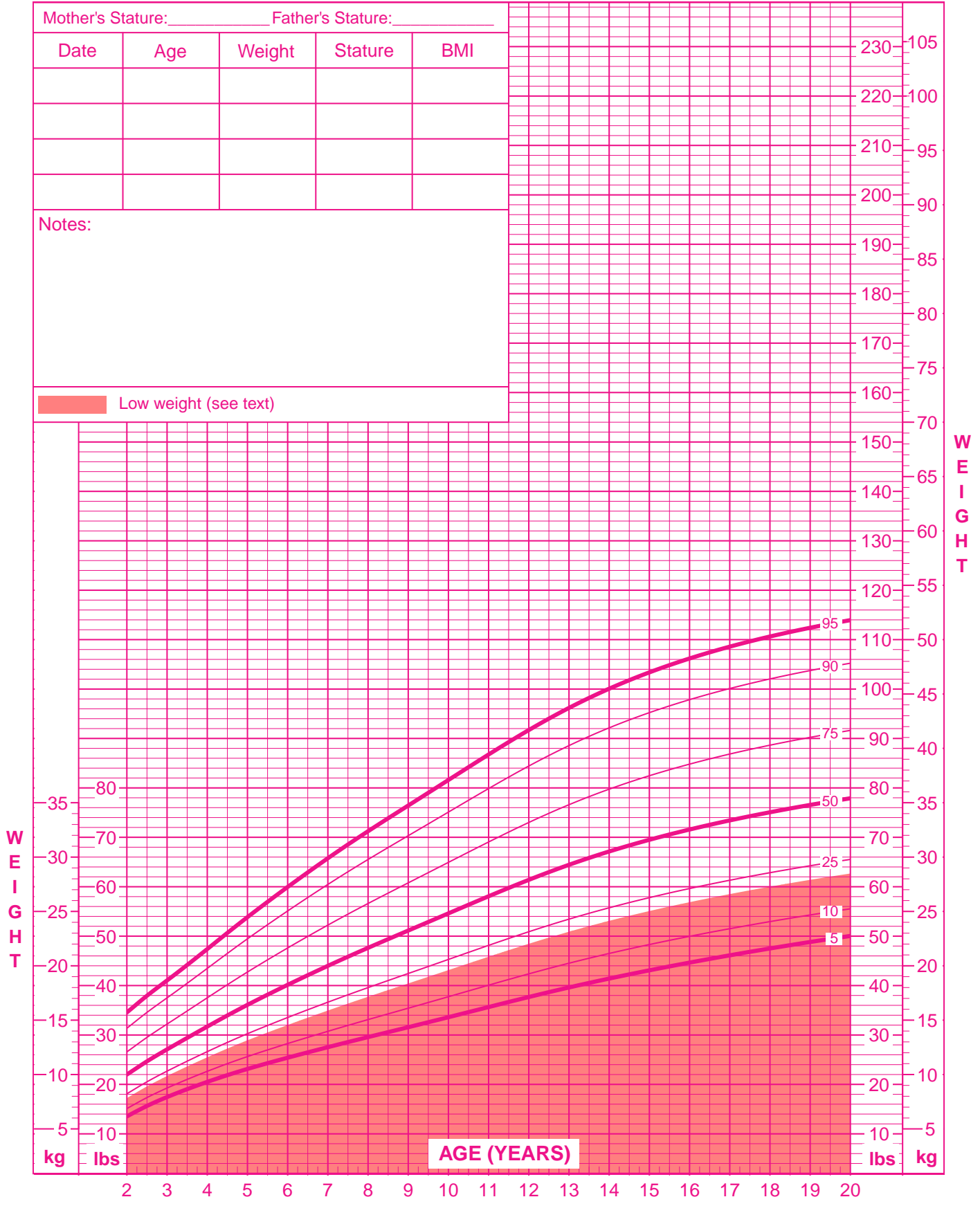
RECORD # _____

Mother's Stature: _____ Father's Stature: _____

Date	Age	Weight	Stature	BMI

Notes:

Low weight (see text)



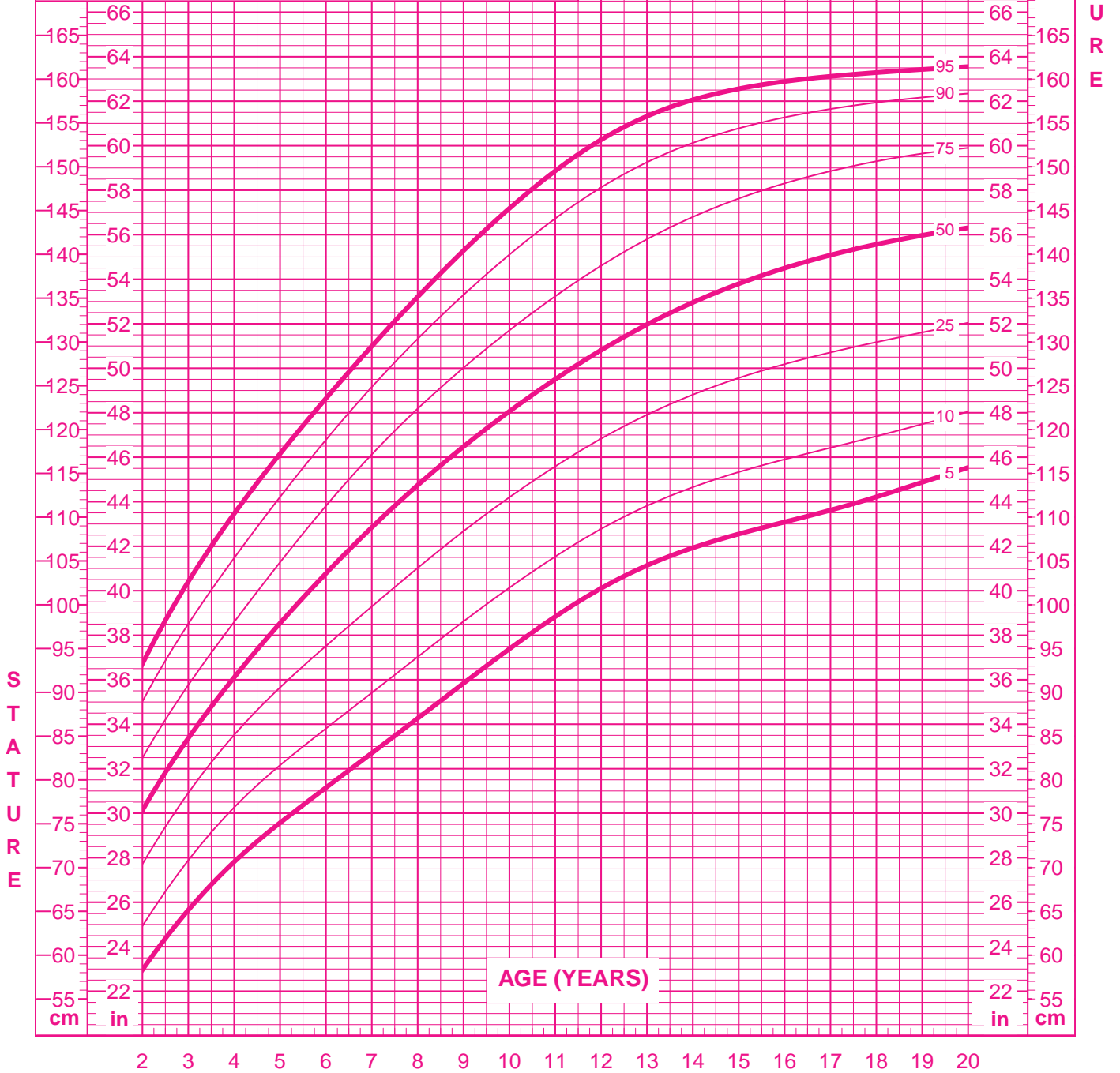
SOURCE: Life Expectancy Project (2011)
 Based on data from the California Department of Developmental Services and California Bureau of Vital Statistics
<http://www.LifeExpectancy.org/Articles/NewGrowthCharts.shtml>

2 to 20 years: Girls
Cerebral palsy
GMFCS V, tube fed
Stature-for-age percentiles

NAME _____

RECORD # _____

Mother's Stature: _____		Father's Stature: _____		
Date	Age	Weight	Stature	BMI
Notes:				



SOURCE: Life Expectancy Project (2011)
 Based on data from the California Department of Developmental Services
<http://www.LifeExpectancy.org/Articles/NewGrowthCharts.shtml>

2 to 20 years: Girls
Cerebral palsy
GMFCS V, tube fed
BMI-for-age percentiles

NAME _____

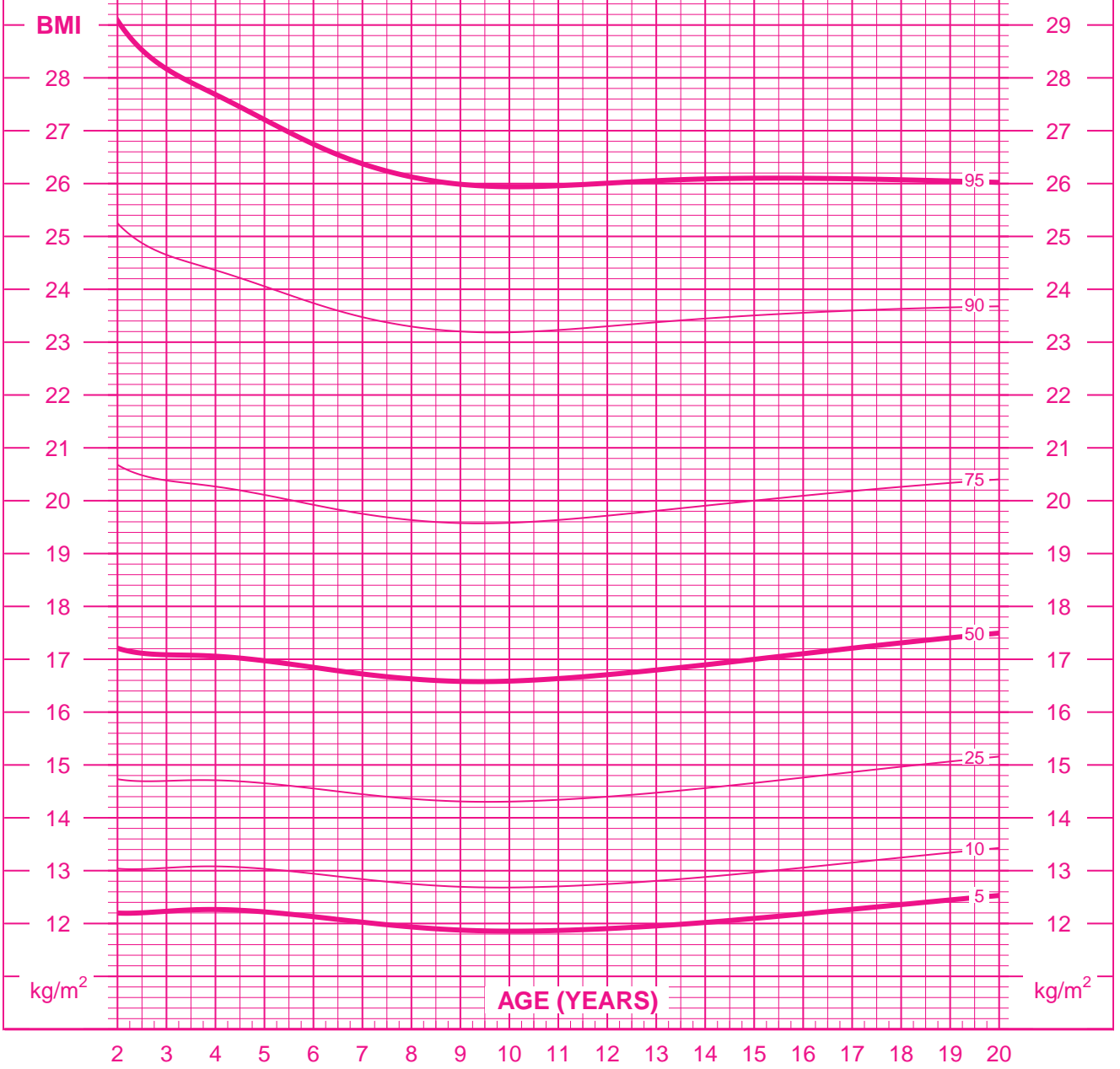
RECORD # _____

Mother's Stature: _____ Father's Stature: _____

Date	Age	Weight	Stature	BMI*

Notes:

*To Calculate BMI: $\text{Weight (kg)} \div \text{Stature (cm)} \div \text{Stature (cm)} \times 10,000$
 or $\text{Weight (lb)} \div \text{Stature (in)} \div \text{Stature (in)} \times 703$



SOURCE: Life Expectancy Project (2011)
 Based on data from the California Department of Developmental Services
<http://www.LifeExpectancy.org/Articles/NewGrowthCharts.shtml>